



Cairns Potters Club Inc.

April 2026 Newsletter

ABN 60 623 179 734
Postal Address PO Box 1470, Cairns QLD 4870
Clubhouse 28a Grove St Cairns 4870
Account 119552826 BSB: 633-000 Account Name: Cairns Potters Club Inc
President Lone White / Phone contact 07 4053 7508
Email cairnpottersclub1@gmail.com
Website www.cairnpottersclub.com



Marian Wolfs

Please note: Opinions expressed or advertisements displayed by contributors to this Newsletter are not necessarily those of the Editor, Executive Officers or the Committee. Whilst every effort is made to publish accurate information, Cairns Potters Club inc. accepts no responsibility for statements made or opinions expressed.

PRESIDENT'S REPORT

Again, it's been a busy month for the Cairns Potters Club, with more people joining the club. This continued growth means we will once again be applying for funding to expand the kiln room.

We are also getting ready for the next members' Raku firing (see page 4), taking place on Saturday 18 April. We hope you've been busy making plenty of pots for the occasion.

Looking ahead, our Mother's Day Fair will be held on Saturday 8 May, the day before Mother's Day. We hope you'll have lots of work ready to sell and make the most of this special event.

CAIRNS POTTERS CLUB - ANNUAL GENERAL MEETING

The AGM held on Saturday March 21 was well attended and all the positions filled



The Cairns Potters Club has now been running for 52 years—quite an achievement. Running a non-profit organisation with volunteer staff is no easy task, especially nowadays, with increasing demands from government, council, and the insurance industry on small clubs and organisations. Nevertheless, we have persevered and will continue to do so, hoping to find enough enthusiastic potters and glass artists to keep the club thriving into the future.

2025 was once again a busy year. Our membership surpassed 250 for the first time, showing that pottery continues to grow in popularity.

Our Christmas and Mother's Day Fairs remain very popular, with many people keen to purchase authentic, locally made pottery. At the last Christmas Fair, we sold over \$21,000 worth of pottery and artworks between 8am and 2pm.

Our traditional activities throughout the year included:

- Adult classes (handbuilding and wheel throwing)
- Children's daytime classes
- Wednesday Open Day
- Mother's Day Fair
- Christmas Fair
- Cairns Show
- Ordering clays and materials from Picasso's Ceramics and Walkers Ceramics for members

Thanks to club members for:

A. Looking after the club's website, which provides information about the club, the latest newsletter, art news, kiln firings, and promotes members' work through image samples. Further contributions are always warmly welcomed. Through the website, we regularly receive enquiries about the club and its activities, and visitors from all over the world access the site. It is a great source of promotion for the club.

B. Sorting out issues with the clay trap, cleaning the roof, and ensuring the club remains a safe place to work.

C. Writing and publishing our monthly newsletter.

D. Organising bookings for our kilns—no easy task with so many potters wanting their work fired—as well as co-ordinating and packing our social firings.

E. Organising and selling clays and materials from Picasso's Ceramics and Walkers Ceramics at the clubhouse. This has again been very successful, with an increased range of materials now available to members.

From the above, you can see that it takes a great deal of effort to run the club, particularly as everything is done on a voluntary basis. I would therefore like to thank all members who supported and contributed to the club's activities throughout the year. A very special thanks goes to the Executive Management Committee, who worked tirelessly and were always ready to step in when needed.

I am confident the new committee can look forward to another challenging year and hope they will continue to promote and foster club activities for the benefit of all members.



Lone White
President
March 2026

MEET THE COMMITTEE OF 2026



President
Lone White




Vice President
Catherline Louison



Secretary
Yasu Mackenzie



Minutes Secretary
Christina George



Treasurer
Mark Davis




Glaze Officer
Carolyn Brumby




Clay Officer
Di Sant



Kiln Officer
Nigel Perera



Maintenance Officers
Gene Pratt



Garry Sanders



Publicity Officer
Samantha Lam



Newsletter Officer
Paulina Tapia



Librarian
Jacqi Thornborrow



Web Officer
Leigh Harder

General Committee

Neil King (Social Firing Team)
Carole Lomax
Hedy Verhulst

CLAY AND MATERIALS ORDER

The club's latest order will be sent to Picasso's Ceramics today. If you would like to be included in the next order, please send your request to lone@tpg.com.au. In the meantime, there are plenty of Walker's Clays available for purchase at the clubhouse.

MOTHER'S DAY FAIR **Saturday 9 May**

Please arrive early—around 7am—to set up your table and secure a good spot.

If you need a table for your display, contact Lone White on 07 4053 7508 to book (limited tables available). You are welcome to sell items other than pottery, such as glassworks, paintings, jewellery, plants, fruit, etc.

All participants must complete a sales sheet with their name and contact details. Sales sheets can be collected from the clubhouse, requested from us, or downloaded from our website. Each item for sale must be listed on the sheet and labelled with a number, price, and your initials. The club takes a 20% commission on all sales.

Please drop your completed sales sheet at the Sales Table on arrival. Make sure all items are clearly labelled with your initials, price, and number. You do not need to stay with your work at all times, but it is a great opportunity to promote your work. All sales must be processed through the Sales Table. If you have time, your help would be appreciated.

The Fair will close at 2:00pm. After this, please collect your unsold items and assist with packing up and cleaning the grounds. If you don't have work to sell, you are still very welcome to come and help for a few hours. It's a great opportunity to connect with other potters and see what's happening at the club.

We will also need helpers throughout the day for clay play activities with children.

RAKU FIRING - **Saturday 18 April - 10am - 1 pm**



Any members interested in taking part in the Raku firing day are encouraged to contact our Secretary. Even if you don't have pots ready, you are very welcome to come along and learn more about the process.

For the Raku firing, members need to bring **bisque-fired** pots with an even thickness. Pieces should be no larger than 15cm high x 15cm wide x 15cm long. Members may use their own Raku glazes or those provided by the club. As usual, there will be a charge for any club glazes used, as well as firing costs.

On Wednesday 15 April at 1pm, we will be making up additional glazes for the firing. Anyone interested in learning more about Raku glazes is welcome to come along and help with the process.

MUG EXCHANGE DAY! - **you're invited!**

Cairns Potters Club members are invited to join our fun Mug Exchange on 18 April 2026 (RAKU FIRING DAY)

Here's how it works:

1 - Drop off* your handmade, food-safe mug (max 15cm x 15cm x 15cm)

*Drop off on Sat or Wed morning when the officers are on site before the event.
Or on the day of AGM

2 - We'll pack it up and randomly assign it.

3 - Receive a surprise mug made by a fellow potter on Raku Day!

To participate, just make sure you're a club member and bring your mug along before the event.



FROM THE GLAZE ROOM

Hello everyone, I have restocked most of the glazes on the shelves as I will be away for this month.

Please **don't add any extra water** to the glaze buckets. The tea dust was reported to have an issue of being too thin. I took out over 3 cups of liquid to get this back to a consistency for use. Please remember that these glazes are for all members.

I need to inform members that the Mustard Black is no longer available as there is no recipe to make this glaze. I have been told that this glaze was donated to the club, before my time as the glaze officer. I have been working on a new pink and there is a recent test for a green/blue which has potential.

There are new pots to hold the utensils which have been glazed with 4 different glazes on each pot. This is another visual of the current club glazes with an overlap offering a new colour. The glazes used are marked on the bottom corner of each pot. I hope this will assist in your decision of choosing the right glaze for your project. I plan to make a couple more of these, so if you have a combination that you like please inform me via email. I will be off grid for a while so unable to reply straight away.

Carolyn Brumby

Missing Items

We have our spray gun headset and plastic container and a donated pyrometer which were both kept in the glaze room are missing. If you have "borrowed" please return to the clubhouse.



Item for Sale

Looking at selling the following kiln parts as the kiln is no longer viable -

Thermocouple Type R - \$200
Controller BTC9100 - \$200




Can be contacted via email or text to 0417312892 Vicki I.

Remembering Brian Campbell 30 JAN 1941 - 11 MAR 2026

Born in Brisbane, Brian carried the energetic spirit of Queensland into a distinguished career as an architect. His professional legacy is visible in Cairns, where he played a pivotal role in shaping both the functional and spiritual landscape of the city. From the complex infrastructure of a major shopping centre to the serene beauty of St Monica's Cathedral, his work helped define the region's modern identity. About a decade ago, he turned to pottery, where his eye for form and balance found new expression. His beautiful pieces, often seen at our fairs, reflected both skill and quiet creativity.

Brian's contribution to our club extended far beyond his artistry. As a valued member of the clubhouse renovation committee, he generously shared his professional expertise and thoughtful vision. He didn't simply suggest ideas—he helped lay the foundation for our future, ensuring our studio would remain a functional, welcoming, and inspiring space for all.



Our deepest condolences go out to Sonja and the Campbell family. Brian lived a life of creativity and purpose. While he has reached his final port, the structures he built and the vessels he shaped will continue to inspire and endure.

HANDBUILDING WORKSHOP - 19 April

Discover the joys of making pots with a variety of successful techniques. You will be working with various clays and learn what is the best fit of the clay body for each project. Explore the process of making functional as well as decorative pieces. How to pattern to add texture and depth, what is sgraffito, and tips to join and shape. These skills will provide a grounding for your independent works in clay. It is suitable for beginners but also will cater for clay artists to extend their skills.

Contact Carolyn at: carolyn.brumby@gmail.com



When: Sun, 19th April
Cost: \$170
Time: 9am - 4pm
Place: 28A Groves St. Cairns North

HANDBUILDING WORKSHOP

WITH CAROLYN BRUMBY

Explore successful hand building techniques with clay. In the workshop you will learn a number of techniques to start or extend your clay journey.

Enjoy making: pressed plates, functional slab pots, simple planters and more!

To register contact:
PH: 04 1879 3260
carolyn.brumby@gmail.com

CAIRNS POTTERS CLUB

CLASSES AT THE CLUB

6 Week wheel throwing workshop - Carolyn Brumby

Monday & Tuesday evenings

Start 20/04/26 and 21/04/26

Learn the age-old technique of forming pots on the wheel with Carolyn Brumby in this relaxed and hands-on 6-week course.

Each week (2.5-hour class), you'll build your skills – whether you're just starting out or want to take your technique to the next level. In week 6, you'll also be introduced to the glazing process to finish off your beautiful creations. Limited places available.

Contact Carolyn at: carolyn.brumby@gmail.com



WORKSHOP WHEEL THROWING

with Carolyn Brumby

6 WEEK WORKSHOP
6PM - 8:30PM
Cairns Potters Club: 28A Groves St. Cairns North.

WORKSHOP OUTLINE:
For Beginners to Advanced / 6 Weeks
Duration / Max. No. 5 Students / Includes
1 Bag of clay, Starter Tool Kit & bisque firing
(glazes and glaze firing additional cost)

\$330 per person

PH: 04 1879 3260
CAROLYN.BRUMBY@GMAIL.COM

Intermediate Wheel Throwing Classes - Carole Lomax (Members Only)


These intermediate wheel throwing classes offer an opportunity to deepen your relationship with the clay and refine the quiet skills that come with practice. The start date will be confirmed once sufficient expressions of interest have been received.

The focus will be on advanced throwing techniques, including throwing off the hump for both individual pieces and repeated forms. You'll also learn spiral kneading for preparing larger amounts of clay, and revisit essential forms with fresh attention—refining movement, control, and consistency at the wheel.

Classes are offered in 4-week blocks, with 2-hour sessions at a total cost of \$140. A minimum of four participants is required for the class to run, with a maximum of six participants, allowing for thoughtful, personalised guidance. Participants should already be confident in centering and raising clay. Please bring your own clay and tools.

If you're interested, please send your expression of interest to:

Carole Lomax at: clomax54@gmail.com



Throwing off the Hump Intermediate classes

THURS. 6:00 - 8:00pm

\$140 - 4 x consecutive weeks

4 x places available

Expressions of Interest:
[Carole clomax54@gmail.com](mailto:Carole.clomax54@gmail.com)

- Learn how to throw singular and repeated form off the hump
- Learn the art of spiral kneading for larger pieces of clay
- Revisit and refine all basic throwing technique
- Learn a myriad of tricks and tips to aid your practice

All students must be able to centre clay on the wheel and pull up a wall evenly to attend

Wheel throwing classes - *Paulina Tapia*

Next start date: Mid July

Discover the art of wheel throwing in a relaxed, small group setting (max 6 students). This 6-week course is designed for adult beginners. No experience needed, just a willingness to get your hands dirty!

Each week, we'll cover the basics and build your confidence using the pottery wheel (2.5-hour class per week). In the final session, we'll go through the glazing process so you can finish and take home your pieces.

The full course is \$330, which includes clay and a bisque firing. Glaze firing and cost will be discussed in class.

Contact Paulina at: paulinat.ceramics@gmail.com

The flyer for the 'Wheel Throwing class' features a dark background with white text. At the top, it says 'BEGINNERS' and 'Wheel Throwing class WITH PAULINA TAPIA'. Below this, there are three white callout boxes: one describing the course as a 6-week beginner course for up to 6 students; another stating the price is \$330 and includes tools, clay, and bisque firing; and a third providing the contact email 'paulinat.ceramics@gmail.com'. On the right side, there is a photo of Paulina Tapia smiling in a pottery studio. At the bottom right, it lists '6 CONSECUTIVE CLASSES ON Wednesday evenings 6:00 - 8:30 pm' and 'BOOKINGS ESSENTIAL!' with the address 'Cairns Potters club 28A Grove Street Cairns'. A photo of a finished blue and yellow bowl is shown in the bottom left corner.

Handbuilding classes - *Paulina Tapia*

Next start date: mid May

Come and enjoy the calm pace of hand building. In these sessions you'll learn the fundamentals of handbuilding, including pinch pots, coiling, and slab building, with a focus on functional forms and surface decoration. We'll explore texture, carving, and slip decoration. In the last session we will focus on glazing so you can take home your final pieces.

The first bag of clay and bisque firing included. Additional clay can be purchased from the Potters Club. Glazes, and glaze firing are at an additional cost and will be discussed during class. Price \$330.

Contact Paulina at: paulinat.ceramics@gmail.com

The flyer for 'Hand building classes' has a dark background with white text. It starts with 'WITH PAULINA TAPIA' and 'Hand building classes'. A white callout box describes it as a 6-week course for up to 8 students. Another callout box lists techniques like pinch pots, coiling, and slab building, with a focus on functional forms and surface decoration. The contact email 'paulinat.ceramics@gmail.com' is provided. On the right, it says '6 CONSECUTIVE CLASSES ON Wednesday evenings 6:00 - 8:30 pm' and 'BOOKINGS ESSENTIAL!' with the address 'Cairns Potters club 28A Grove Street Cairns'. A photo of a blue textured bowl is featured in the bottom left corner.

Donations : Thank you!!

Anne Jillett for donating very useful tools and kiln biscuits
Midori McCrystal for donating many candles
Minako Ringland for donating books and pyrometer

Library News

I've been very unwell and the library will be closed until I get back on my feet and to full health. Sorry.

Jacqi

your Librarian

CLUBHOUSE CALENDER

| April Clubhouse Calendar | | | | | | |
|--------------------------------------|-----------------------------------|--|--|-----|-----|----------------------------|
| Sun | Mon | Tue | Wed | Thu | Fri | Sat |
| | | 9:00 -16:00 Private event | 1 9:00 -12:00 Members Catch Up 18:00-20:30 Paulina's class | 2 | 3 | 4 |
| 5 | 6 16:00-17:30 Monthly meeting | 9:00 -16:00 Private event | 8 9:00 -12:00 Members Catch Up 18:00-20:30 Paulina's class | 9 | 10 | 11 |
| 12 | 13 | 14 9:00 -16:00 Private event | 15 9:00 -12:00 Members Catch Up 13:00 Raku glaze making 18:00-20:30 Paulina's class | 16 | 17 | 18 10:00-13:00 RAKU DAY |
| 19 12:30-16:30 Carolyn's workshop | 20 18:00-20:30 Carolyn's class | 21 9:00 -16:00 Private event 18:00-20:30 Carolyn's class | 22 9:00 -12:00 Members Catch Up 18:00-20:30 Paulina's class | 23 | 24 | 25 |
| 26 | 27 18:00-20:30 Carolyn's class | 28 9:00 -16:00 Private event 18:00-20:30 Carolyn's class | 29 9:00 -12:00 Members Catch Up 18:00-20:30 Paulina's class | 30 | | |

CLUB MEMBERS REGULAR CATCH-UPS EVERY WEDNESDAY!

Let's catch up! Join us on Wednesdays from 9:00 AM to 12:00 PM. It's free! Connect with other potters, share the joy of pottery making, and foster a sense of community within the club.

WHEN YOU COME TO THE CLUBHOUSE YOU MUST BOTH SIGN IN AND OUT IN THE BOOK NEXT TO THE ENTRANCE – STUDENTS ATTENDING CLASSES MUST ALSO HAVE THEIR NAMES ENTERED IN THE BOOK – THE TEACHERS ARE RESPONSIBLE FOR THAT. IT IS AN INSURANCE REQUIREMENT.

Committee Members

| | | | |
|----------------------------|--|--------------|-----------------------------|
| President: | Lone White | 0740537508 | lone@tpg.com.au |
| Vice President: | Catherine Louison | 0427735401 | cjmusso@bigpond.com |
| Secretary: | Yasu Mackenzie | 0415445636 | cairnpottersclub1@gmail.com |
| Minute Secretary: | Christina George | 0740532240 | chrisg34@bigpond.net.au |
| Treasurer: | Mark Davis | 0418155106 | paladin_67@hotmail.com |
| Glaze Officer: | Carolyn Brumby | 0418793260 | carolyn.brumby@gmail.com |
| Clay Officer: | Di Sant | 0419657553 | disantart@gmail.com |
| Kiln Booking Officer: | Nigel Perera | 0409459013 | (Please Text for booking) |
| Maintenance Officer: | Gene Pratt | 04 1386 3485 | gene.pratt@hotmail.com |
| | Garry Sanders | 04 5930 5439 | garrysanders16@gmail.com |
| Librarian: | Jacqi Thornborrow | 0421954946 | stormypud@gmail.com |
| Newsletter Officer: | Paulina Tapia | 0475725686 | paulina.tcab@gmail.com |
| Publicity Officer: | Samantha Lam | 0406780967 | sammart852@gmail.com |
| Website Manager: | Leigh Harder | 0401520413 | leighharder07@gmail.com |
| General Committee Members: | Neil King (Social firing team) Carole Lomax, Hedy Verhulst | | |

Marian Wolfs

Originally from The Netherlands where I was schooled in horticulture, floristry, and landscape architecture, I moved to New Zealand with a young family. Living in Nelson, known for its stunning natural environment and vibrant arts and crafts scene, I felt immediately at home. After a few years I decided to study visual arts (painting). However, sustaining an arts practice comes with its challenges so I considered myself very fortunate when I landed a job as the art gallery manager at the World of Wearable Art Museum. My role included organizing and curating exhibitions, and I got to know some great New Zealand painters, sculptors, ceramicists and other creatives.



Love is what brought me to Cairns after meeting my musician husband some years prior in New Zealand. I started working as program manager at KickArts (now Northsite) as part of a vibrant team whilst also continuing my own arts practice. It was during that time that two colleagues and I went to TAFE together to study ceramics taught by Kerry Grierson in the evening. It was the start of my current path and a slow shift in main focus from painting into ceramics, but not until after I had a solo exhibition (abstract painting) at the Cairns Art Gallery. Realizing that it takes ‘ten thousand hours’ to master a craft, I intended a year sabbatical to play with clay, but was relieved to be asked and offered a part-time job at the Cairns Art Gallery after a few months. In the years that followed I developed some of the education and learning programs alongside exhibitions.

This was a new area of Gallery and Museum programming for me, which, I discovered, I really enjoyed. How lucky was I to have been part of an era at the Gallery in which it evolved its contemporary exhibition program and collection, becoming a leading Australian, regional gallery.

The last few years have seen me completely taking the leap to be an artist full-time. Ceramics occupy most of my creative time at the moment. I have a tiny, but fully functioning studio at home surrounded by a large garden. From time to time I give workshops in drawing & painting, and in ceramics. A highlight for me is facilitating ceramic workshops in a remote indigenous art centre and community up Cape York. It is a privilege and wonderful feeling to be able to share and exchange knowledge and experience, and help ignite creativity in others.

My love for the natural environment, for gardens and gardening has always run as a beautiful thread throughout my life. So, if I am not in my studio, you can find me there.

Marian Wolfs



