



# Cairns Potters Club Inc.

## August 2025 Newsletter

ABN

60 623 179 734

Postal Address

PO Box 1470, Cairns QLD 4870

Clubhouse

28a Grove St Cairns 4870

Account

119552826 BSB: 633-000 Account Name: Cairns Potters Club Inc

President

Lone White / Phone contact 07 4053 7508

Email

[cairnpottersclub1@gmail.com](mailto:cairnpottersclub1@gmail.com)

Website

[www.cairnpottersclub.com](http://www.cairnpottersclub.com)



***Artwork by Sharon Powell***

*Please note: Opinions expressed or advertisements displayed by contributors to this Newsletter are not necessarily those of the Editor, Executive Officers or the Committee. Whilst every effort is made to publish accurate information, Cairns Potters Club inc. accepts no responsibility for statements made or opinions expressed.*

## PRESIDENT'S REPORT

It's been another busy month for the Cairns Potters Club! The three-day Visual Arts display at the Cairns Show was a great success, with thousands of visitors coming through the exhibition. We had a fantastic response, with ceramics selling from both the 3D display and the table under the paintings.

Next up is our big event for the year — the **Open Weekend in August** (see below for details). Hopefully you're all busily making pots for the Raku firing — it's shaping up to be a great weekend!

## POTTERS' CLUB OPEN HOUSE WEEKEND - 16th (Sat) - 17th (Sun) August

The Cairns Potters Club will once again open its doors to the public for a weekend of clay, creativity, and community.

We invite locals and tourists alike to:

- Try wheel throwing or handbuilding
- Tour our facilities
- Browse and buy handmade pottery
- Meet and chat with our members
- Join the Cairns Potters Club

### Raku Firing

On Sunday morning, visitors may also have the unique opportunity to take part in a Raku firing — an exciting, fast-firing technique with dramatic results.

#### For Members:

If you'd like to display and sell your work during the Open Weekend:

- Drop off your pots at the clubhouse on **Saturday 16 August by 9am.**
- Each potter will be allocated part of a table for their work.
- Please fill in a sales sheet as usual.
- Members are asked to help out for at least a few hours over the weekend, whether it's assisting visitors, demonstrating techniques, or helping with set-up/pack-up

#### We also need volunteers to:

- Greet guests.
- Assist with handbuilding and wheel throwing.
- Support the Raku firing process.

Even an hour or two of your time would be appreciated!



## Raku Firing Details

If you'd like to have your pots included in the Raku firing:

- Pots to be Bisque-fired – **must be delivered to the clubhouse by Friday 9 August** and must be **completely dry**.
- In the 'Firing order form' please indicate that the pots are intended for **Raku firing**.
- Pots must be **no larger than 25cm x 25cm** and even in thickness to avoid cracking during firing.

If you're interested in learning about Raku glazes, join us:

- Wednesday 13 August from 12pm – we'll be mixing and preparing glazes.
- To participate, please contact Lone on (07) 4053 7508 or [lone@tpg.com.au](mailto:lone@tpg.com.au)




If you plan to actively take part in the Raku firing on Sunday, let us know ahead of time via email at the Cairns Potters Club address.

Important: Raku Firing Safety Guidelines

- Only members directly involved in the firing may enter the kiln area during operation
- Required clothing:
  - Enclosed shoes.
  - Long-sleeved cotton shirt.
  - Long cotton trousers (jeans preferred).
- Safety goggles (optional but useful for smoke).

Looking forward to a fantastic weekend of clay and community!

## CAIRNS SHOW | 16-18 July 2025



The Visual Arts Association, together with the Cairns Potters Club, once again coordinated a successful exhibition at this year's Cairns Show.

Over 300 artworks were on display across the three days, attracting thousands of visitors. It was a wonderful opportunity to showcase the talent within our creative community.



A big thank you to all the potters who contributed – from helping set up and pack down, to those who participated in the roster. Your time and effort are always appreciated.

### **The Judge for 3 Dimensional Artworks - Joanne Ball**



#### **CHAMPION 3D OF THE SHOW**

No 606 Graeme Blakey – Arab Stallion



#### **Class 25007 Sculpture - 1st place**

No 258 Aisha Kennett- Silva Maris (Forest of the sea)



#### **2 No 90 – Catherine Louison- Community Solitude Peace**

*Highly commended: No 260 Amanda Purkiss - No 84 - Rae Delai.*



#### **Class 25008 Sculpture - Open Pottery**

**1st place No 255 – Aisha Kennett- Tourists in Cairns  
(Set of three)**



#### **Class 25008 – Open Pottery**

**2nd place No 85 – Rae Delai – Birth – Growth -  
Decay**



*Highly commended: No 124 – Yasue Asai – No 159 Carolyn Brumby - No 259 Masae Iwagishi*



**Class 25009 – Pottery Novice**

**Class 25009 – Pottery Novice**

**1st place No 364 – Lilly Gill - Her**

**2nd place No 362 - Sofia Gill – Mushroom bowl and pot**

*Highly commended: No 360 Jonah P – No 361 – Kiera O*

## **CLAY AND MATERIALS ORDER**

Unfortunately, our clay and materials order from Picasso's Ceramics has been delayed. Keane's have experienced some issues with clay production, and there have also been delivery delays from Walkers. At this stage, it looks like the order won't arrive until early August.

Thanks everyone for your patience and ongoing contributions to the club.

## **SHELVES AWARENESS!**

Please make sure you're putting your ceramic work on the *right* shelf (not just the one closest to your arm's reach). Look for the labels under each shelf to know what goes where.

Here's the breakdown:

- **Drying shelves** – label your work clearly with your name and date. (Work in progress form)
- **Bisque firing shelves** – for bone dry greenware ready to be fired.
- **Glaze firing shelves** – for bisque pieces that are glazed and ready for their final firing
- **Collection shelves** – for picking up your finished bisque or glaze-fired work.

Thanks for keeping the club flowing smoothly!

## WORKSHOPS AT THE CLUB

### Hand Building Workshop - 2ND AUGUST

Discover the joys of making pots with a variety of successful techniques. You will be working with various clays and learn what is the best fit of the clay body for each project.

Explore the process of making functional as well as decorative pieces. How to pattern to add texture and depth, what is sgraffito, and tips to join and shape. The skill will provide a grounding for your independent works in clay.

### Sculpture Workshop - 30TH AUGUST

Join me for a full day immersive experience where you will learn the art of sculpting a magical dragon, inspired by your imagination. Explore the techniques and principles of working with clay to make a 3-dimensional project.

I will discuss and demonstrate various making processes, the firing cycle for sculpture and the finishing technique for your dragon. This workshop is suitable for most people, as you don't require previous experience.


Contact Carolyn at: [carolyn.brumby@gmail.com](mailto:carolyn.brumby@gmail.com)

### Youth Handbuilding Workshop - 26TH SEPTEMBER

The Cairns Potter's Club welcomes youth ages 12-15 for an introduction to the wonderful world of handbuilding! With our Blue Card Certified instructor, parents are welcome to leave their children for the two hour workshop.

This opportunity will allow your children to learn the basics of working with clay, interact with peers with similar interests, all while making a masterpiece of their own to take home and share with their loved ones. They will be gifted their own set of tools, 1kg of clay, and 1 bisque firing for their piece. Contact our Maintenance Officer Stefany Moran for your booking to our workshop.

Contact Stefany at: [artofstefmoran@gmail.com](mailto:artofstefmoran@gmail.com)



When: 2nd of August  
Cost: \$140  
Time: 9am - 4pm  
Place: 28A Groves St. Cairns North

## HAND BUILDING WORKSHOP

WITH CAROLYN BRUMBY

Explore successful hand building techniques with clay. In the workshop you will learn a number of techniques to start or extend your clay journey.

Enjoy making: pressed plates, functional slab pots, simple planters and more!

To register contact:  
PH: 04 1879 3260  
[carolyn.brumby@gmail.com](mailto:carolyn.brumby@gmail.com)



## DRAGON SCULPTURE WORKSHOP

WITH CAROLYN BRUMBY

Welcome to the world of magical garden dragons.

In this workshop the concept will be to make one dragon bust.


Inclusive - participants will receive 1/2 bag of White Raku Clay

What to bring:  
-Tools  
-Turn table  
-Board  
-Spray bottle  
-Vinegar  
-Water

When: Saturday 30th of August  
Cost: \$140  
Time: 9:00AM - 4:00PM  
Where: 28A Groves Street, Cairns North

Participants must come with a visual or choose a visual from my folder. The aim is a bust, not a bodied dragon.

To register contact:  
PH: 04 1879 3260  
[carolyn.brumby@gmail.com](mailto:carolyn.brumby@gmail.com)



## Youth Handbuilding Workshop

With Stefany Moran

Come join us at the Cairns Potters Club to discover a love for handbuilding!

We will be going over the basics of working with clay while getting the exciting chance to create your own masterpiece.


Ages: 10-15 years old  
Number of slots available: 6  
Contact info below for booking

Cost: \$60 Per Child  
1 KG of clay, tools, and bisque firing included

When: Friday 26th of September  
Time: 10:00am - 12:00pm

Where: Cairns Potters Club  
28A Groves St.  
Parramatta Park QLD 4870

Email: [artofstefmoran@gmail.com](mailto:artofstefmoran@gmail.com)  
Phone: 0403 883 381




## CLASSES AT THE CLUB

### ***Advanced Wheel Throwing Classes with Carole Lomax (Members Only)*** Thursday evenings: 18:00-20:00 **(Tentative starting date: 14 August)**

At present there are no classes for those who have passed the beginners level. This intimate 4 x week course is based on the technique of 'Throwing off the Hump'.

Ideal for repetition throwing, small pieces and multi-part pieces. The course will revisit and hone basic skills, the foundation of all your throwing, and you will learn new skills to add to your practice. If you are interested, have clay and enthusiasm.

Contact Carole at: [clomax54@gmail.com](mailto:clomax54@gmail.com)



**Throwing off the Hump**  
**Intermediate classes**

THURS. 6:00 - 8:00pm  
\$140 - 4 x consecutive weeks  
4 x places available  
Expressions of Interest:  
Carole  
clomax54@gmail.com

- Learn how to throw singular and repeated form off the hump
- Learn the art of spiral banding for larger pieces of clay
- Revisit and refine all basic throwing technique
- Learn a myriad of tricks and tips to aid your practice

All students must be able to centre clay on the wheel and pull up a wall evenly to attend

### ***Wheel Throwing Classes with Paulina Tapia***

**Tuesday mornings: 9:30-12:00**  
**Wednesday evenings: 18:00-20:30**

Discover the art of wheel throwing in a relaxed, small group setting (max 6 students). This 6-week course is designed for adult beginners — no experience needed, just a willingness to get your hands dirty! Each week, we'll cover the basics and build your confidence using the pottery wheel (2.5-hour class per week). In the final session, we'll go through the glazing process so you can finish and take home your pieces.

The full course is \$330, which includes clay and a bisque firing.

Contact Paulina at: [paulinat.ceramics@gmail.com](mailto:paulinat.ceramics@gmail.com)

BEGINNERS —  
**Wheel throwing class**  
WITH PAULINA TAPIA

Join a 6-week course designed for adult beginners (6 students max).  
You'll learn the basics of wheelthrowing in a relaxed environment.

Price \$330  
Tools, clay and first bisque firing included.  
Contact:  
paulinat.ceramics@gmail.com or 0475 725686

**6 CONSECUTIVE CLASSES ON**  
Tuesday mornings 9:30 - 12:00 pm  
or  
Wednesday evenings 6:00 - 8:30 pm  
**BOOKINGS ESSENTIAL!**  
Cairns Potters club 28A Grove Street Cairns



### ***Wheel Throwing Classes with Carolyn Brumby***

**Monday evenings: 18:00-20:30**

Learn the age-old technique of forming pots on the wheel with Carolyn Brumby in this relaxed and hands-on 6-week course. Each week (2.5-hour class), you'll build your skills — whether you're just starting out or want to take your technique to the next level. In week 6, you'll also be introduced to the glazing process to finish off your beautiful creations. Limited places available.

Contact Carolyn at: [carolyn.brumby@gmail.com](mailto:carolyn.brumby@gmail.com)

**WORKSHOP**  
**WHEEL**  
**THROWING**  
*with Carolyn Brumby*

**6 WEEK WORKSHOP**  
6PM - 8:30PM  
Cairns Potters Club: 28A Grove St. Cairns North.

**WORKSHOP OUTLINE :**  
For Beginners to Advanced / 6 Weeks  
Duration / Max. No. 5 Students / Includes  
1 Bag of clay, Starter Tool Kit & bisque firing  
(glazes and glaze firing additional cost)

**\$330 per person**

PH: 04 1879 3260  
CAROLYN.BRUMBY@GMAIL.COM





## CLUB MEMBERS REGULAR CATCH-UPS EVERY WEDNESDAY

Let's catch up! Join us on Wednesdays from 9:00 AM to 12:00 PM. It's free! This is a great opportunity to gather, share skills and knowledge, or just enjoy the company of fellow potters. Connect with other potters, share the joy of pottery making, and foster a sense of community within the club.

## CLUBHOUSE CALENDAR

Member Catch-up

Booked for class or workshop

August Clubhouse Calendar						
Sun	Mon	Tue	Wed	Thu	Fri	Sat
					1	2 09:00-16:00 Carolyn's handbuilding workshop
3	4 18:00-20:30 Carolyn's Class	5 09:30-12:00 Paulina's Class	6 9:00 -12:00 Members Catch Up 18:00-20:30 Paulina's Class	7	8	9
10	11 18:00-20:30 Carolyn's Class	12 09:30-12:00 Paulina's Class	13 9:00 -12:00 Members Catch Up Raku glazes mixing 18:00-20:30 Paulina's Class	14 20:00-20:00 Carole's Class	15	16 Cairns Potters Club Open weekend!
17 Cairns Potters Club Open weekend!	18 18:00-20:30 Carolyn's Class	19	20 9:00 -12:00 Members Catch Up 18:00-20:30 Paulina's Class	21 20:00-20:00 Carole's Class	22	23
24	25 18:00-20:30 Carolyn's Class	26	27 9:00 -12:00 Members Catch Up 18:00-20:30 Paulina's Class	28 20:00-20:00 Carole's Class	29	30 09:00-16:00 Carolyn's dragon sculpture workshop
31						

WHEN YOU COME TO THE CLUBHOUSE YOU MUST BOTH SIGN IN AND OUT IN THE BOOK NEXT TO THE ENTRANCE – STUDENTS ATTENDING CLASSES MUST ALSO HAVE THEIR NAMES ENTERED IN THE BOOK – THE TEACHERS ARE RESPONSIBLE FOR THAT. IT IS AN INSURANCE REQUIREMENT.

### Committee Members


President:	Lone White	0740537508	lone@tpg.com.au
Vice President:	Catherine Louison	0427735401	cjmusso@bigpond.com
Secretary:	Yasu Mackenzie	0415445636	cairnsottersclub1@gmail.com
Minute Secretary & Librarian:	Christina George	0740532240	chrisg34@bigpond.net.au
Treasurer:	Mark Davis	0418155106	paladin_67@hotmail.com
Kiln Booking Officer:	Nigel Perera	0409459013	(Please Text for booking)
Website Manager:	Gabrielle Cooney	0418708068	info@justpurple.com.au
Newsletter Officer:	Paulina Tapia	0475725686	paulina.tcab@gmail.com
Publicity Officer:	Samantha Lam	0406780967	sammart852@gmail.com
Maintenance Officer:	Stefany Moran	0403883381	artofstefmoran@gmail.com
Clay Officer:	Di Sant	0419657553	disantart@gmail.com
Glaze Officer:	Carolyn Brumby	0418793260	carolyn.brumby@gmail.com
Committee Members:	Carole Lomax, Hedy Verhulst and Samallie Kasirye.		

## Sharon Powell

I came to Cairns from Sydney in '93 and joined the Potters club shortly after; although I'm not a potter, I do hand building. I'd recently discovered clay and loved the feel of it, and making three dimensional pieces.

I made all sorts of pieces, animals, pots, and commissions. I became interested in our indigenous people and bought some manganese clay which fired to a lovely chocolate brown. I was so pleased with it I ordered a ton from down south and began collecting books with photos of early tribal people and made figurines which were popular with tourists.

I like to think of them in homes in Europe, England and America where they might encourage interest in Aboriginal people and awareness of their culture.





from

CAIRNS POTTERS CLUB INC

PO BOX 1470

CAIRNS QLD 4870

**Website** <https://cairnpottersclub.com>